



# SANDVIK LH621i SAFER. STRONGER. SMARTER.



# SAFER. STRONGER. SMARTER.

Sandvik LH621i is engineered for rapid mine development and large-scale underground production. With superior hydraulic power for fast bucket filling and drivetrain power for high ramp speeds, Sandvik LH621i can quickly clear tunnel headings for rapid advance rates.

Designed with operator and maintenance safety in mind, the rugged Sandvik LH621i offers long component lifetimes and low cost per tonne.

INTRODUCTION .....	2
INCREASED PRODUCTIVITY .....	4
SUPERIOR OPERATOR ENVIRONMENT .....	5
READY FOR DIGITALIZATION.....	6
MAINTENANCE FRIENDLY.....	8
LOW COST PER TONNE.....	10
SANDVIK 365 PARTS AND SERVICES .....	11
TECHNICAL SPECIFICATIONS.....	12
MATCHING PAIR SANDVIK TH663i .....	19



### Increased productivity

Fast bucket filling, efficient Load Sense Hydraulics, smart boom geometry and powerful thrust increase Sandvik LH621i productivity. The optionally available Integrated Weighing System enables accurate payload measurement and supports production monitoring. Improved ride and comfortable cabin reduce operator fatigue and help to maintain performance.

### Superior operator environment

The spacious, air-conditioned cabin provides premium comfort. Redesigned leg space and pedal positions improve operator ergonomics. For overall safety, an additional cabin window provides over-shoulder visibility, and the rear frame covers have been designed flat. Efficient LED lights together with optional monitoring camera systems further improve visibility.

### Ready for digitalization

The intelligent loader features multiple smart solutions, such as Sandvik Intelligent Control System, My Sandvik Digital Services Knowledge Box™ on-board hardware and automation readiness as standard. Take optimization further with OptiMine®, our powerful suite of process optimization solutions, and MySandvik Digital Service Solutions, for a scalable array of intelligent services, providing a true productivity boost.

### Maintenance friendly

Sandvik LH621i features smartly placed key service areas and safer service access - including redesigned safety rails and boom locking mechanism. To minimize the need to move around the machine or use special tools, the 7" colour display in the operator's compartment provides service information, easy system diagnostics and alarm log files.

### Low cost per tonne

Sandvik LH621i has been developed for demanding mine conditions and to achieve the lowest cost per tonne while maintaining productivity and ease of maintenance. The loader's robust frame structures resist shock loads and protect the components housed inside the frame. Efficient cooling extends component lifetimes, and heavy-duty axles enable long axle lifetime in demanding conditions.

See Sandvik LH621i in action:



# INCREASED PRODUCTIVITY

## FAST BUCKET FILLING

The loader smart boom geometry is optimized to provide superior hydraulic power for fast bucket filling and handling of oversize rocks. Heavy-duty rear frame with added weight in the rear balances the machine perfectly when lifting and pushing into the muck pile.

## EFFICIENT AND EASY TO USE

Continuing the proven Load Sense Hydraulics of its predecessors, Sandvik LH621i reduces fuel consumption with variable displacement piston pumps that provide on-demand pressure and increased efficiency.

A new boom and bucket hydraulic circuit delivers faster movement through increased flow, as well as an improved bucket shaking functionality for faster dumping times.

Steering control has been optimized with a new steering valve with integrated pilot pressure. Steering and boom soft stops reduce shock loads and vibration and extend cylinder lifetime.

## PRODUCTION MONITORING

Sandvik Integrated Weighing System (IWS) accurately measures payload when lifting the boom – as well as the number of buckets filled during a shift – and records the result to the My Sandvik Digital Services Knowledge Box™.

The Knowledge Box™ can transfer this production monitoring data through Wi-Fi connection for customer access via My Sandvik internet portal. Alternatively, data can be downloaded manually in the operator's compartment onto a USB stick.

**Greater productivity:** Sandvik LH621i loader is a matching pair with Sandvik TH663i dump truck for three-pass loading, making it ideal choice for efficient and quick ore moving process.





# SUPERIOR OPERATOR ENVIRONMENT



## **PREMIUM ERGONOMICS**

Sandvik LH621i cabin offers premium operator ergonomics and comfort following the same design philosophy as the industry leading cabin in Sandvik TH663i. The cabin uses dust and noise resistant upholstery materials, is ROPS/FOPS certified to protect the operator in case of roll over or falling objects, has 3-layer laminated safety glass windows, emergency escape windows, and illuminated cabin entrance with three-point contact handles and anti-slip steps.

To improve safety, the cabin door includes a new door lock and latch mechanism with improved reliability. Further, the door system features a magnetic interlock switch, which automatically applies brakes and inactivates boom, bucket, and steering when the cabin door is opened.

Increased leg space and improved pedal positions improve ergonomics and help to reduce fatigue.

## **REDUCED OPERATOR FATIGUE**

A 7" colour display with advanced touch screen functionality has all the needed information and alarms on one large display giving the operator more time to



keep eyes on the road. New, darker background graphics with clearer symbols have been designed to reduce eye fatigue in the underground mining environment.

## **RELIABLE AND EFFICIENT COOLING**

A new air conditioning and filtration system with increased cooling capacity and efficiency is featured in Sandvik LH621i cabin. The new air conditioning system is directly driven off the engine for increased reliability and is independent of other hydraulics for easy troubleshooting.

# READY FOR DIGITALIZATION

Sandvik LH621i has been optimized for use with AutoMine®, Sandvik's robust mining automation system for increased safety, productivity and lower costs.

## AutoMine®

AutoMine® is the industry leader in automation for underground loaders and trucks. This high-performing, comprehensive solution is working around the world, backed by Sandvik experts across the globe.

AutoMine® readiness is built into Sandvik LH621i for faster retrofitting later in the loader's lifetime. To maintain a fast retrofit time of 2 – 3 days, the AutoMine® Onboard Package now has one small enclosure and electrical quick connectors for fast installation, and no significant hydraulic changes are needed. All sensors have increased protection from rock fall.

With AutoMine®, a fleet of Sandvik LH621i is converted into a high performing autonomous production system, providing significant safety and productivity improvements for mine operations.

## OptiMine®

Take optimization further with OptiMine®, the powerful suite of digital tools for real time visualization, analysis, and optimization of mining production and processes. OptiMine® integrates all relevant data into one source, delivering both real-time and predictive insights to improve operations.

OptiMine® is open, OEM independent and scalable, providing the flexibility to add on and incorporate other equipment, systems, and networks.

## My Sandvik Digital Service Solutions

365 My Sandvik Digital Service Solutions are designed to help you maximize your productivity, operational efficiency and safety. The Knowledge Box™ onboard Sandvik LH621i collects, processes and transfers monitoring data into My Sandvik Insight and My Sandvik Productivity dashboard which you can access 24/7 via My Sandvik customer portal for visualization of fleet health, productivity and utilization.









# MAINTENANCE FRIENDLY



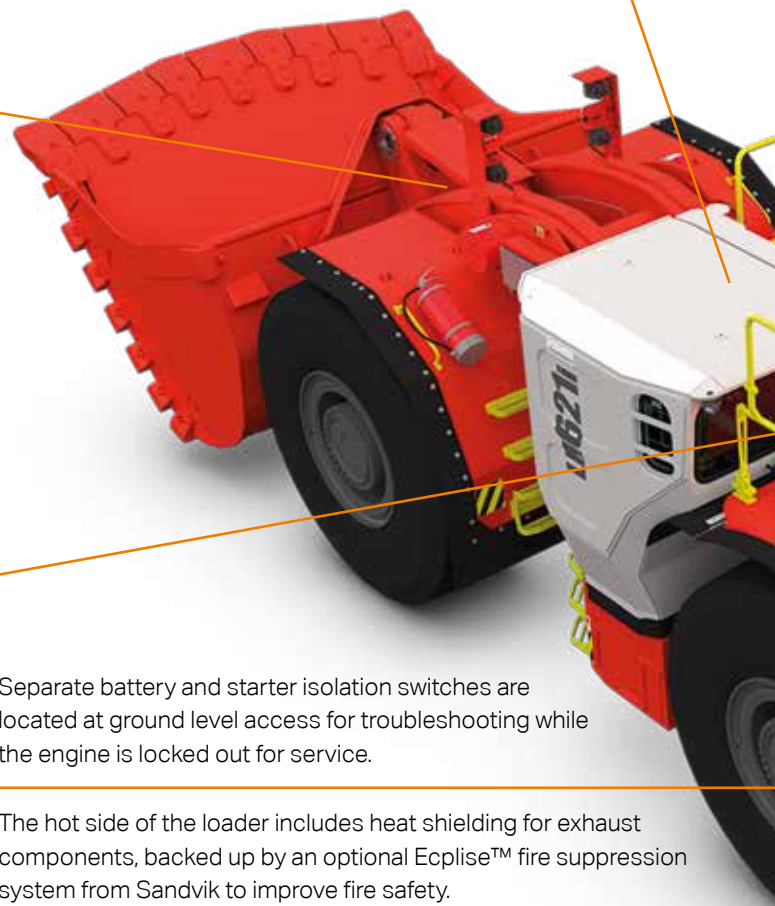
Improved boom locking mechanism enables one-handed operation and maintaining 3-point contact. The boom uses lighter hollow pins which are easier to remove, along with new bush lip sealings to prevent the ingress of dirt, reducing wear. Sandvik LH621i is equipped with more greasing points in the boom geometry, well protected grease lines and automatic central lubrication system with increased capacity for longer time between refilling.



To minimize the need to move around the machine or use special tools, the 7" colour display in the operator's compartment provides service information, easy system diagnostics and alarm log files.

An electric hydraulic oil filling pump quickly fills the hydraulic tank through a filter to ensure clean oil to protect the hydraulic system components. Live oil sampling option offers health monitoring of main components to increase availability. All hydraulic test points are accessible at ground level.

Safety rails improve safety of maintenance work. The first rail is opened from the ground level for safer assembly. Maintenance access to the top of the machine includes 3-point contact high contrast handles and anti-slip steps.



Separate battery and starter isolation switches are located at ground level access for troubleshooting while the engine is locked out for service.

The hot side of the loader includes heat shielding for exhaust components, backed up by an optional Eclipse™ fire suppression system from Sandvik to improve fire safety.

In addition to a swing out fan for engine coolers, the side coolers for transmission, brakes and hydraulics, each have a swing out fan for easy cleaning.








The air conditioning system is directly driven off the engine for increased reliability and it is independent of other hydraulics for easy troubleshooting.



The cold side includes a filter station for engine and brake filters with ground level access. An efficient Power Core engine filter is housed well within the frame, and it utilizes an ejector valve system for increased filter lifetime.

Increased fuel tank capacity enables continuous operation for a full shift. An optional fast filling system for fuel and oils increases equipment availability and eliminates fuel and oil spills.



Tailor-made maintenance kits include all relevant parts and other materials for planned maintenance.

Sandvik Performance Fluids preserve the machine's high performance. Smooth operation throughout its lifetime can be ensured with Sandvik Long-Life Engine, Transmission and Hydraulic Oils, which are available in different viscosity grades.

# LOW COST OF OWNERSHIP

The tremendous carrying capacity of the new Sandvik LH621i ensures a low cost per tonne for our customers maximizing the gained value of using Sandvik equipment.

## MINIMIZED IMPACT DAMAGES

The robust structure of Sandvik LH621i has been developed for demanding conditions and to achieve the lowest cost of ownership while maintaining loader productivity and ease of maintenance.

A new heavy duty rear frame and mask with integrated reaction bars minimizes damage from impacts. Welded steel box structures used in the frame and boom provide strong resistance to shock loads and are optimized to reduce stresses and extend frame lifetime, while ensuring superior strength to weight ratio.

## EXTENDED COMPONENT LIFETIMES

Brake, hydraulic and transmission cooling capacity is increased for efficient operation at higher ambient temperatures. A more efficient cooling circuit leads to lower oil temperatures, reducing stress on the system, extending component lifetimes, and minimizing oil leaks.

The number of brake discs has been optimized for smoother braking along with a simpler brake hydraulic circuit requiring less maintenance. The optional diesel engine brake, available on the Tier 4f engine, provides better control of downhill speed, and minimizes brake and transmission overheating as well as brake wear.

Sandvik LH621i features heavy-duty axles to ensure long axle life in demanding conditions. Increased rear axle oscillation provides greater movement over rough terrain with a re-enforced steel structure to reduce stress.

## LOWER BUCKET MAINTENANCE COSTS AND REDUCED DOWNTIME

SHARK™ Ground Engaging Tools (G.E.T.) are available on a wide range of bucket sizes, optimized for loader productivity and extended bucket service life. Available as either mechanical or weld on systems, G.E.T. solutions provide lower overall bucket maintenance costs and reduced downtime.





# SANDVIK 365 PARTS & SERVICES

## **PROUDLY KEEPING YOU ON TRACK!**

Sandvik 365 Parts & Services offer a variety of possibilities to enhance your Sandvik LH621i loader's performance. As an OEM, we provide the best-suited choices to preserve your machine's high performance throughout its lifetime. These consist of highly skilled service specialists supporting you 365 days a year, all using Sandvik Genuine parts and components complemented by a range of robust tools. In addition, you get to enjoy the benefits of advanced digital services and a global infrastructure dedicated to keeping your Sandvik fleet on track.

As your productivity partner, we support your actions to reduce operational risks and total cost of ownership by maximizing uptime and productivity with the right solutions at the right time. With improved uptime and an increase in process efficiency, equipment reliability and availability, you can truly count on your partnership throughout the lifecycle of your Sandvik equipment.

## **BENEFIT FROM OUR 365 SOLUTIONS**

Our Sandvik 365 Parts & Service solutions will enable your equipment to function safely at peak condition and allow you to achieve the most demanding production targets. Our aftermarket portfolio attends all possible needs throughout your equipment's lifecycle, ranging from the most basic and traditional offerings to the most sophisticated ones.

## **CHOOSE FROM OUR RANGE OF SERVICE AGREEMENTS**

With Sandvik Service Agreements, you can improve productivity and minimize unplanned downtime by making use of our expertise, systems and processes. They can be adapted to the specific level of support you require – helping you proactively manage your fleet and avoid any unexpected surprises.

## **MAXIMIZE YOUR PRODUCT LIFETIME WITH SANDVIK 365 RE-BUILD SOLUTIONS**

One of the most effective ways to optimize equipment lifecycle lies in the quality and range of the Sandvik Rebuild Solutions. Planning and executing rebuilds at optimal intervals helps you keeping your equipment's operating cost and productivity on track. A rebuild by the manufacturer can optimize your total cost of ownership (TCO) and increase the level of predictability around our fleet lifecycle.

## **GAIN PRODUCTIVITY THROUGH CONNECTIVITY**

365 My Sandvik Digital Service solutions will provide you with visualization of fleet utilization, productivity, safety and health on 24/7 basis. The digital service dashboards can be accessed through the My Sandvik customer portal, where you can subscribe to My Sandvik Insight or Productivity. This way, My Sandvik Digital Service Solutions enable you to minimize unplanned downtime and set exact targets for improvement.



# TECHNICAL SPECIFICATION

## SANDVIK LH621i

Sandvik LH621i is a 21 tonne loader for rapid mine development and large scale underground production. With superior hydraulic power for fast bucket filling and drivetrain power for high ramp speed, Sandvik LH621i is designed to quickly clear tunnel headings for rapid advance rates.

Sandvik LH621i is equipped with a fuel efficient 352kW Tier 2 / Stage II engine as standard. A 375kW Tier 4f / Stage IV low emission engine option is available with the use of Ultra Low Sulphur Diesel fuel. This optional engine comes with an engine break.

The equipment cabin offers superior operator ergonomics and comfort through slim line dash board, 7" colour touch screen display, greater headroom, increased leg space and improved pedal positions. To improve maintainability and serviceability, the loader has been designed with smarter placement of key service areas and safer service access.

In the area of digitalization and intelligence, Sandvik LH621i features multiple smart solutions such as Sandvik Intelligent Control System, My Sandvik Digital Services The Knowledge Box™ on-board hardware and AutoMine® readiness as standard. The Integrated Weighing System (IWS) is optionally available for measuring payload in the bucket as well as the number of buckets filled during a shift.

SHARK™ Ground Engaging Tools are available on a wide range of bucket sizes, optimized for loader productivity and extended bucket service life.

### CAPACITIES

Tramming capacity	21 000 kg
Break out force, lift	38 500 kg
Break out force, tilt	35 100 kg
Standard bucket	8.0 m <sup>3</sup>

### BUCKET MOTION TIMES

Raising time	8.4 sec
Lowering time	4.5 sec
Dumping time	1.8 sec

### OPERATING WEIGHTS \*

Total operating weight	58 800 kg
Front axle	25 400 kg
Rear axle	33 400 kg

### LOADED WEIGHTS \*

Total loaded weight	79 800 kg
Front axle	58 100 kg
Rear axle	21 700 kg

\* Unit weight is dependent on the selected options

### SPEEDS FORWARD & REVERSE (LEVEL/LOADED, WITH LOCK-UP)

ENGINE	STAGE II / TIER 2	STAGE IV / TIER 4
1st gear	4.7 km/h	5.0 km/h
2nd gear	8.4 km/h	9.0 km/h
3rd gear	14.5 km/h	15.6 km/h
4th gear	25.9 km/h	27.8 km/h





## OPERATIONAL CONDITIONS AND LIMITS

Environmental temperature	From -20°C to +50°C
Standard operating altitude	With engine Volvo TAD1344VE from -1500 m to +2000 m at 25 °C without rated power derate

## REQUIREMENTS AND COMPLIANCE

Compliance with 2006/95/EC Low voltage directive

Compliance with 2004/108/EC Electromagnetic compatibility directive

Compliance with 2006/42/EC Machinery directive (Equipment for EU area, achieved with relevant options)

Design based on EN 1889-1. Machines for underground mines. Mobile machines working underground. Safety. Part 1: Rubber tyred vehicles.

Design based on MDG 15. Guideline for mobile and transportable equipment for use in mines. (Equipment for Australia, achieved with relevant options)

Electrical system based on IEC 60204-1. Safety of machinery – Electrical equipment of machines – Part 1: General requirements

CONTAINS FLUORINATED GREENHOUSE GASES  
Refrigerant R134a under pressure max 38 bar/550 PSI:  
Filled weight: 1.600 kg  
CO<sub>2</sub>e: 2.288 tons  
GWP: 1430  
Information based on the F Gas Regulation (EU) No 517/2016

## POWER TRAIN

### STANDARD ENGINE

Diesel engine	Volvo TAD1344VE
Output	352 kW @ 2 100 rpm
Engine brake	No
Torque	2 005 Nm @ 1 260 rpm
Number of cylinders	In-line 6
Displacement	12.78 l
Cooling system	Liquid cooled and piston pump driven cooler fan
Combustion principle	4-stroke, direct injection, turbo with intercooler
Air filtration	Two stage filtration, dry type
Electric system	24 V
Emissions	Euro Stage II, Tier 2
Ventilation rate (Ultra low sulphur diesel)	CANMET 13.54 m <sup>3</sup> /s, MSHA 21000 CFM
Particulate index (Ultra low sulphur diesel)	MSHA 12500 CFM
Exhaust system	Catalytic purifier and muffler, double wall exhaust pipe
Average fuel consumption at 50% load	45.0 l/h
Fuel tank refill capacity	760 l

### CONVERTER

Dana SOH 9000 series with lock-up

### TRANSMISSION

Power shift transmission with modulation	Dana SOH 8000 series, automatic gear shift control, four gears forward and reverse
--	--

## AXLES

Front axle, spring applied hydraulic operated brakes. Fixed.	Kessler D116, limited slip differential
Rear axle, spring applied hydraulic operated brakes. Oscillating ± 8°.	Kessler D116, limited slip differential

## TIRES

Tire size 35/65 R33 L5\*\* (Tires are application approved. Brand and type subject to availability.)

## HYDRAULICS

Electric filling pump for hydraulic oil
Door interlock for brakes, boom, bucket, and steering hydraulics
Oil cooler for hydraulic and transmission oil capability up to 50°C ambient temperature
ORFS fittings
MSHA approved hoses
Hydraulic oil tank capacity 480 l
Sight glass for oil level, 2 pcs

### STEERING HYDRAULICS

Full hydraulic, centre-point articulation, power steering with two double acting cylinders. Steering lock. Steering controlled by electric joystick.

Steering main valve	Open circuit type, LS controlled
Steering hydraulic cylinders	125 mm, 2 pcs
Steering pump	Piston type
Steering and servo hydraulic pumps	Piston type

### BUCKET HYDRAULICS

The oil flow from steering hydraulic pump is directed to bucket hydraulics when steering is not used.

Joystick bucket and boom control (electric), equipped with piston pump that delivers oil to the bucket hydraulic main valve.

Boom system	Z-link
Lift cylinders	200 mm, 2 pcs
Dump cylinder	250 mm, 1 pc
Main valve	Open circuit type
Pump for bucket hydraulics	Piston type, ED controlled

### BRAKES

Service brakes are spring applied; hydraulically operated multidisc wet brakes on all wheels. Two independent circuits: one for the front and one for the rear axle. Service brakes also function as an emergency and parking brake.

Brake system performance complies with requirements of EN ISO 3450, AS2958.1 and SABS 1589

Automatic brake activation system, ABA

Electrically driven emergency brake release pump

Brake oil tank capacity 120 l

## FRAME

### REAR AND FRONT FRAME

A heavy duty rear frame with added weight in the rear of the loader balances the machine perfectly when lifting and pushing into the muck pile. Heavy duty rear frame and mask with integrated reaction bars minimize damages from wall impacts.

High strength structure with optimized material thicknesses and reduced own weight contribute to higher overall hauling capacity and long structural lifetime.

Welded steel box structures used in the frame and boom provide strong resistance to shock loads and are optimized to reduce stresses and extend frame lifetime.

Adjustable upper bearing in central hinge

Tanks welded to the frame

Automatic central lubrication

## ELECTRICAL EQUIPMENT

### MAIN COMPONENTS

Alternator	24 V, 150 A
Batteries	2 x 12 V, 180 Ah
Starter	9 kW, 24 V
Driving lights	LED lights: 4 pcs in front, rear and cabin
Working lights	LED lights: 1 pc under boom 2 pcs corner lights
Parking, brake and indicator (blinkers) lights	LED lights: 2 pcs in front and rear
Control system	5 modules, inbuilt system diagnostics
Dual horn configuration with separate alarms for start and reverse	
Flashing beacon	

## ILLUMINATION

Illuminance Eav with 2 pieces of 50 W led lights at a distance of 20 m in front of the loader:

Head lights, high beam  $E_{av}$  132 lx

Head lights, low beam  $E_{av}$  33 lx

Illuminance Eav with 2 pieces of 50 W led lights at a distance of 20 m behind the loader:

Reversing lights, high beam  $E_{av}$  105 lx

Reversing lights, low beam  $E_{av}$  37 lx

Sandvik LH621i is compliant with the South African Mine health and safety act 29 of 1996, as the average light intensity in the direction of travel is more than 10 lux at a distance of 20 m.

## INCLUDED SAFETY FEATURES

### FIRE SAFETY

Portable fire extinguisher, 12 kg

Hot side - cold side design

Isolation of combustibles and ignition sources

Heat insulation on exhaust manifold, turbo, and isolated exhaust pipe

### ENERGY ISOLATION

Lockable main switch, ground level access

Starter isolator

Emergency stop push buttons 1 pc in cabin  
according to EN ISO 13850 2 pcs in rear

Pressure release in the expansion tank cap

Automatic discharge for pressure accumulators  
(brake system and pilot circuit)

Frame articulation locking device


Mechanical boom locking device

Wheel chocks and brackets

## DOCUMENTATION

### STANDARD MANUALS

Operator's Manual	English and other EU languages
Maintenance Manual	English and other EU languages
Parts Manual	English
Service and Repair Manual	English, Russian
ToolMan	2 x USB stick in pdf format, includes all manuals
Decals	English, Finnish, Swedish, Spanish, Russian, French, Polish, Portuguese, Turkish, German, Norwegian, Estonian, Chinese, Greek





## OPERATOR'S COMPARTMENT

Sandvik LH621i cabin offers superior operator ergonomics through increased leg space and improved pedal positions to reduce operator fatigue. With a slim line dash and greater headroom, the cabin is spacious for the operator's comfort, providing also additional storage for a water bottle and supplies needed for a full shift.

Sandvik LH621i cabin uses dust and noise resistant upholstery materials, is ROPS/FOPS certified to protect the operator in case of roll over or falling objects, has 3-layer laminated safety glass windows, emergency exits, illuminated cabin entrance with three-point contact handles and anti-slip steps. In addition, the cabin is mounted on oil dampened bushings to reduce whole body vibration.



### CABIN

ROPS certification according to EN ISO 3471
FOPS certification according to EN ISO 3449
Sealed, air conditioned, over pressurized, noise suppressed closed cabin
Sound absorbent material to reduce noise
Laminated glass windows
Cabin mounted on rubber mounts to the frame to reduce vibrations
Air conditioning unit located inside the cabin
Powered pre-filter for A/C device
Adjustable joysticks
No high pressure hoses in the operator's compartment
Inclinometers to indicate operating angle
Emergency exit
Floor washable with water to reduce dust
Three-point contact access system with replaceable and colour coded handles and steps
12 V output
Remote circuit breaker switch

### CONTROL SYSTEM, DASHBOARD AND DISPLAYS

A 7" colour display with advanced touch screen functionality has all the needed information and alarms on one large display giving the operator more time to keep eyes on the road. New dark background graphics with clear symbols are designed for the underground mining environment to reduce eye fatigue, while red interior cabin lighting is also designed to not affect night vision during driving.

Sandvik Intelligent Control System
My Sandvik Digital Services Knowledge Box™ on-board hardware
AutoMine® Loading readiness
7" Color display with touch screen function and adjustable contrast and brightness, illuminated switches
Critical warnings and alarms displayed as text and with light

### OPERATOR'S SEAT

Sandvik LH621i cabin is fitted with an adjustable low frequency suspension seat with two-point seat belt or optional high back seat with four-point seat belt. New softer padded arm rests and adjustable joysticks can be configured either on the cabin wall or fixed to the seat.

Low frequency suspension
Height adjustment
Adjustment according to the operator's weight
Fore-aft isolation
Padded and adjustable arm rests
Adjustable lumbar support
Selectable damping
Two-point seat belt

### MEASURED VIBRATION LEVEL

Whole body vibration was determined while operating the loader in a simulated working cycle consisting of loading, unloading and driving with and without load. The value is determined applying standards EN 1032 and ISO 2631-1.

Maximum r.m.s.value $a_w$ [m/s <sup>2</sup> ]	1
VDV <sub>w</sub> over 15 min period [m/s <sup>1.75</sup> ]	8,99

### MEASURED SOUND LEVEL

The sound pressure level and sound power level at the operator's compartment have been determined in stationary conditions on high idle and at full load, with engine Volvo TAD1374VE Tier 2.

Sound pressure level $L_{pA}$ [dB re 20 $\mu$ Pa]	75 dB
Sound power level $L_{WA}$ [dB re 1 p W]	120 dB

#### OPTIONAL ENGINE

Diesel engine	Volvo TAD1374VE
Output	375 kW @ 1 900 rpm
Engine brake	Yes
Emissions	Tier 4 Final
Ventilation rate (Ultra low sulphur diesel and AdBlue)	CANMET 7.74 m³/s, MSHA 15,500 CFM
Particulate index (Ultra low sulphur fuel, AdBlue)	MSHA 2,500 CFM
Average fuel consumption at 50% load	46l/h

#### OPTIONAL ENGINE

Diesel engine	Volvo TAD1374VE
Output	375 kW @ 1 900 rpm
Engine brake	Yes
Emissions (Ultra low sulphur fuel, AdBlue)	Euro Stage IV
Average fuel consumption at 50% load	46l/h

#### OPTIONS

Cabin lift kit (150 mm)
Disabled 4th gear
Radio remote control HBC
Retrieval hook (hydraulic brake release by pulling the hook)
Driving direction lights (red / green)
Eclipse™ Fire suppression system with auto shutdown, Sustain or Extreme agent delivered separately (CE requirement)
Safety rails
Emergency steering (CE requirement)
Neutral brake
Tyre pressure monitoring system
AutoMine® Loading: Onboard Package
Cover grills for lamps
Spare rim 28.00-33/3.5 (for tyres 35/65R33)
Monitoring camera system
Jump start interface
Boom suspension (ride control)
Wiggins quick filling set for fuel, coolant and oils (hydraulic, engine and transmission)
Integrated weighing system
CE Declaration of conformity (CE requirement)
High back rest seat with four point seatbelt





**AVAILABLE BUCKETS**

TYPE	VOLUME	WIDTH	MAX. MATERIAL DENSITY
G.E.T. (standard)	8.0 m <sup>3</sup>	3160 mm	2400 kg/m <sup>3</sup>
G.E.T.	9.0 m <sup>3</sup>	3170 mm	2100 kg/m <sup>3</sup>
G.E.T.	10.7 m <sup>3</sup>	3370 mm	1700 kg/m <sup>3</sup>
G.E.T. Half Arrow	11.2 m <sup>3</sup>	3690 mm	1700 kg/m <sup>3</sup>
Bare Lip	8.0 m <sup>3</sup>	3100 mm	2600 kg/m <sup>3</sup>
Bare Lip	9.0 m <sup>3</sup>	3300 mm	2200 kg/m <sup>3</sup>
Bare Lip	10.7 m <sup>3</sup>	3300 mm	1800 kg/m <sup>3</sup>

**GRADE PERFORMANCE**

Volvo TAD1344VE (with lock-up) Euro Stage II / Tier 2

**Empty**

Percent grade	0.0	2.0	4.0	6.0	8.0	10.0	12.5	14.3	17.0
Ratio					1:12	1:10	1:8	1:7	1:6
1st gear (km/h)	4.7	4.7	4.6	4.6	4.6	4.6	4.6	4.6	4.5
2nd gear (km/h)	8.4	8.3	8.3	8.2	8.2	8.1	8.1	8.0	7.4
3rd gear (km/h)	14.6	14.4	14.3	14.1	13.1	11.6	9.0		
4th gear (km/h)	26.2	25.6	21.3						

**Loaded**

Percent grade	0.0	2.0	4.0	6.0	8.0	10.0	12.5	14.3	17.0
Ratio					1:12	1:10	1:8	1:7	1:6
1st gear (km/h)	4.7	4.6	4.6	4.6	4.6	4.6	4.5	4.5	4.5
2nd gear (km/h)	8.4	8.3	8.2	8.2	8.1	7.9	7.0	6.5	5.7
3rd gear (km/h)	14.5	14.3	14.1	12.1	10.3				
4th gear (km/h)	25.9	21.8							

**GRADE PERFORMANCE**

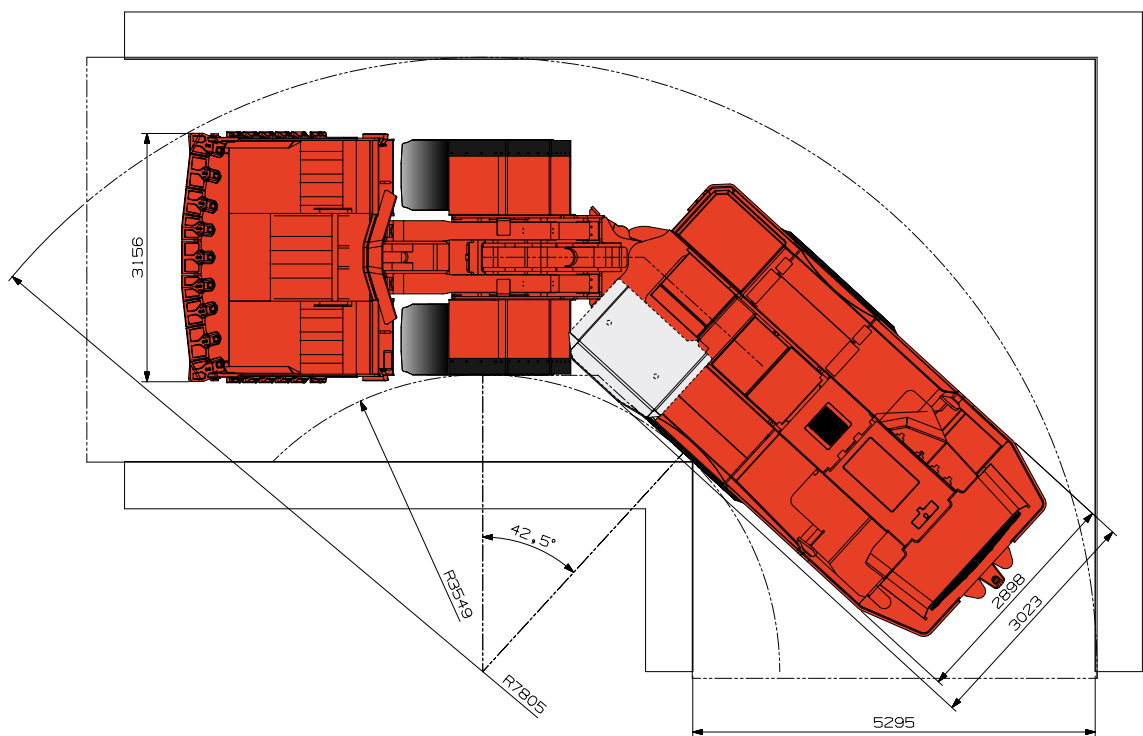
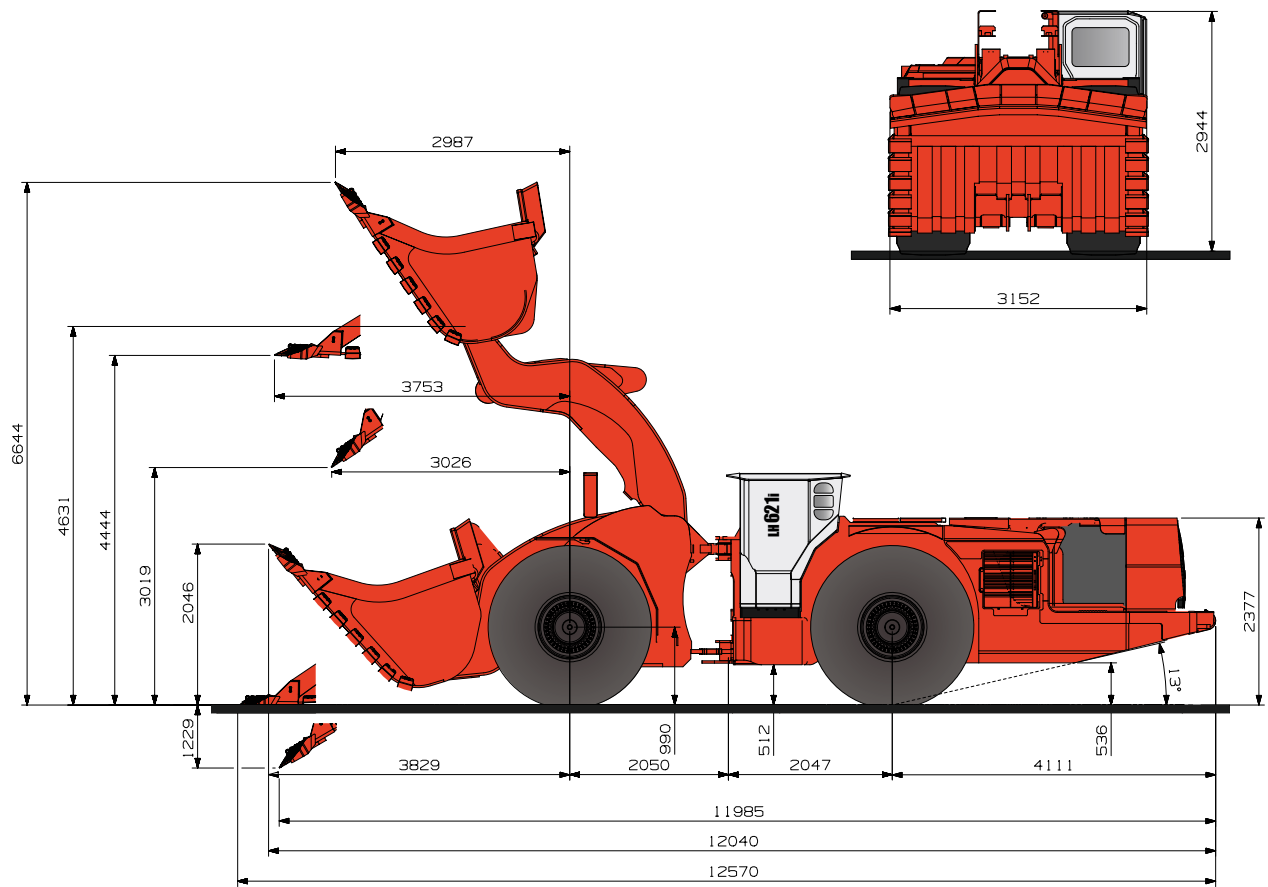
Volvo TAD1374VE (with lock-up) Euro Stage IV / Tier 4 f

**Empty**

Percent grade	0.0	2.0	4.0	6.0	8.0	10.0	12.5	14.3	17.0
Ratio					1:12	1:10	1:8	1:7	1:6
1st gear (km/h)	5.1	5.0	5.0	5.0	5.0	5.0	4.9	4.9	4.9
2nd gear (km/h)	10.4	9.0	8.9	8.9	8.8	8.7	8.7	8.6	8.1
3rd gear (km/h)	15.7	15.6	15.4	15.2	14.5	12.7			
4th gear (km/h)	28.2	27.6	23.5						

**Loaded**

Percent grade	0.0	2.0	4.0	6.0	8.0	10.0	12.5	14.3	17.0
Ratio					1:12	1:10	1:8	1:7	1:6
1st gear (km/h)	5.0	5.0	5.0	5.0	4.9	4.9	4.9	4.9	4.8
2nd gear (km/h)	9.0	8.9	8.9	8.8	8.7	8.7	7.7	7.1	
3rd gear (km/h)	15.6	15.4	15.1	13.3	11.2	11.2			
4th gear (km/h)	27.8	24.0							





# MATCHING PAIR SANDVIK LH621i AND SANDVIK TH663i

Be safer, be stronger, and be smarter – together.

Loader Sandvik LH621i is a matching pair for three-pass loading with dump truck Sandvik TH663i considering the designed payload capacities.

Sandvik TH663i is a high productivity 63 tonne articulated underground dump truck for use in 6 x 6 meter haulage ways. This next generation intelligent truck is an efficient, high capacity and easy to maintain underground truck for optimized fleet management.

Sandvik TH663i truck features a wide range of intelligent technology, such as Sandvik Intelligent Control system, My Sandvik Digital Service solutions and automation readiness as standard, supplemented with Integrated Weighing System option for tracking the payload. With the latest addition of the AutoMine® Trucking option, Sandvik TH663i enables autonomous haulage for both level and ramp applications.

Sandvik TH663i offers a reliable solution that can significantly increase the efficiency and productivity of operations while decreasing the cost per tonne, providing smart productivity.

Operator safety, health and comfort are enhanced by the underground mining focused, sound suppressed, ROPS and FOPS certified cabin.

## CAPACITIES

Payload capacity	63 000 kg
Standard dump box	36.0 m³
Dump box range	24 - 40 m³

## SPEEDS FORWARD & REVERSE (LEVEL/LOADED) WITH ENGINE VOLVO TAD 1643VE-B

1st gear	5.4 km/h
2nd gear	8.0 km/h
3rd gear	10.6 km/h
4th gear	15.7 km/h
5th gear	21.0 km/h
6th gear	30.7 km/h

## DUMP BOX MOTION TIMES & MOVEMENTS

Discharging time	16 sec
Dumping angle	62°

## OPERATING WEIGHTS \*

Total operating weight	43 000 kg
Front axle	30 200 kg
Rear axle	12 800 kg

## LOADED WEIGHTS \*

Total loaded weight	106 000 kg
Front axle	45 000 kg
Rear axle	61 000 kg

\* Unit weight is dependent on the selected options



